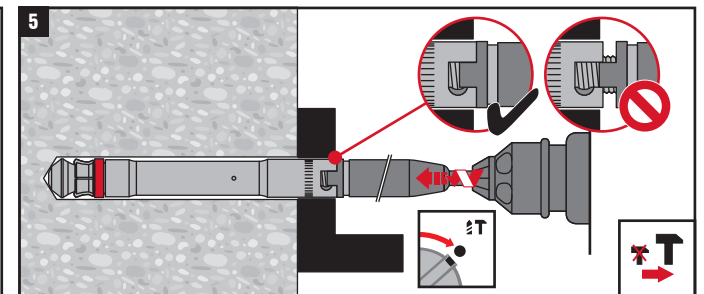
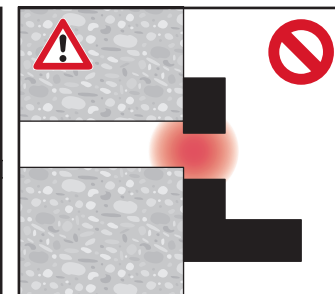
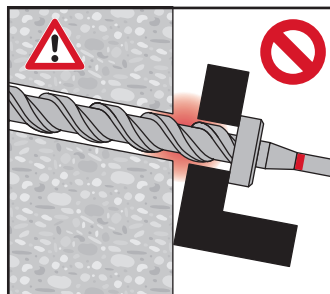


HDA-T/-TF	max t <sub>fix</sub> [mm]	d <sub>f</sub> [mm]	h <sub>s</sub>	SW [mm]	T <sub>inst</sub>
M20 × 250/50	50	40	2 ... 8 mm (1/16" ... 5/16")	30	300 Nm (221 ft-lb)
M20 × 250/100	100	40			



HDA-T/-TF	TE-Y (SDS Max)	TE-Y (SDS Max)	TE-Y (SDS Max)
M20 × 250/50	TE-Y-HDA-B 37 × 300	TE-Y-HDA-ST 37-M20	TE 70 ... (03)
M20 × 250/100	TE-Y-HDA-B 37 × 350		TE 70 ... (04)

